



SINCE 1990

STUDENT'S
USER GUIDE

HWA CHONG INSTITUTION
in collaboration with
TOFFS Technologies PTE. LTD.

HWA CHONG INSTITUTION & TOFFS TECHNOLOGIES PTE. LTD.

STUDENT'S

HWA CHONG INSTITUTION

661 Bukit Timah Rd, Singapore 269734

Tel: (65) 6468 3955

Fax: (65) 6769 5857

Email: smops@hci.edu.sg; cheongsw@hci.edu.sg; irenelee@hci.edu.sg

And

TOFFS TECHNOLOGIES PTE. LTD.

114 Lavender Street, #09-53, CT HUB 2, Singapore 338729

Enquires (Office Hours: 9am - 6pm)

Phone Support: (65) 6386 1260 (Ext 501)

General Hotline: (65) 6386 1260 (Ext 2)

Email: soc@toffstech.com

Table of Contents

Notes	3
1. Student Login Page	4
2. Waiting Room	5
3. Start the Quiz	8
4. End of Quiz	9
5. Multi-device login warning	12
6. Troubleshooting	13
7. Offline Support	14
8. Profile Page	15
9. Hardware and Software Requirements	17

Notes

1. You have 2 hours for the quiz from the time you successfully log in.
2. The quiz will end automatically when the timer is up.
3. In the event of
 - a. Unstable wifi.
 - b. Closing of tab

You can log in again and the timer will continue to run from when you got disconnected.

1. Student Login Page

Please launch the APMOPS & HCIC App **BEFORE** you begin the APMOPS competition on the browser. Log in to the app with the following details provided through your email address registered in the APMOPS Registration Form.

1. Username
2. Password

For **APMOPS** - Website for competition: <https://apmops.hci.hk.cn/>

Using the link above will bring you to the login page as in the image shown below. Log in with the same username and password that you used for the APMOPS & HCIC App.

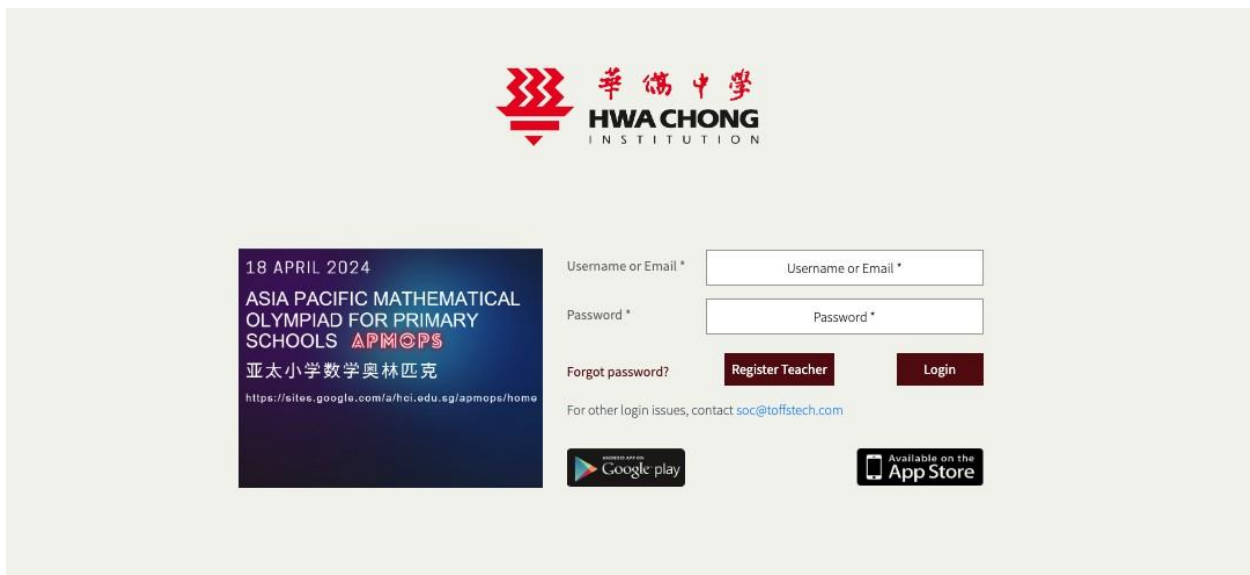


Figure 1: Login Page



(*)App Handbook: APMOPS & HCIC app come with "User handbook for APMOPS &HCIC App" . Check handbook for how to use the app

2. Waiting Room

Once you logged in successfully, you will be directed to the **“Waiting Room”** whereby instructions will be displayed. Please read the rules and regulations carefully.

The competition will only be available during the competition time.

If you log in before competition time, you will be directed to the Waiting Room as shown in Figure 2.

At competition time, reload the page and the **"START QUIZ"** button will be accessible.

View Stream
Test Student ▾

Please click start button to begin your quiz.

START QUIZ


Instructions for All Candidates

- » You may change the language (English/中文简体/中文繁體) by editing your "Profile". Click "▽" at the top right corner of this screen.
- » Please leave your bags in front of the classroom (or computer lab).
- » Place your identity card on the right corner of the table.
- » The use of **calculators**, **mathematical sets** or **mathematical tables** is strictly **NOT allowed** during the competition. Anyone found in possession of a calculator or any mathematical instruments will be regarded as having cheated in the competition and hence, may be awarded zero.
- » Please check that you do not have any **mobile devices** such as hand phones or any written notes with you, be in on the table, under the table or in your pocket. If you do, please remove the notes now and keep them in your bag.
- » Honesty is to be maintained throughout the competition. The act of passing, borrowing or lending any items is treated as dishonest act. No form of communication between candidates and/or outsiders, is allowed from this point onwards. Zero mark may be awarded to students who have acted dishonestly, cheated, attempted to cheat or helped others in the competition.
- » Please read the following instructions very carefully and answer the questions accordingly.
 - For multiple-choice questions, click on the correct option.
 - For short answer questions, enter your numerical answer in the box provided. Do take note that all answers are integers from 1 to 99999. Do NOT enter decimals, fractions, space or any symbols.
- » Duration of the competition is 2 hours
- » Marks are awarded for correct answers only. There is no partial marks.
 - Question 1 to Question 10 carries 4 marks each.
 - Question 11 to Question 20 carries 5 marks each.
 - Question 21 to Question 30 carries 6 marks each.
- » You may download the User Guide [here](#).

The following instructions are for those who are doing the competition at home


- » Only approved students by the teachers/persons in charge are allowed to take part in the competition at home.
- » Before you start the quiz, please make sure that you have downloaded the APMOPS & HCIC app from the following links:

Android:



"APMOPS & HCIC" - Apps on Google Play

iOS:



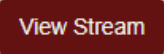
"APMOPS & HCIC" - App Store (apple.com)

OR

Play Store (Android)/ App Store (iOS) and search "**APMOPS & HCIC**".
- » You may download the handbook on the setting up of the app and the positioning of your phone [here](#) before clicking the start button on this page.
- » You need to record the competition using the app on your phone throughout the duration of the competition.
- » It is the responsibility of the participant to ensure that the phone is properly set up and recording, failing which you may be disqualified from the competition.

© 2024 HCI Hwa Chong Institution. All Rights Reserved

Figure 2: Waiting Room with “Start Quiz” Button

Once you download the APMOPS & HCIC application and start recording, you can click on the “**View Stream**” button () to view your video on the website as shown in the figure below.

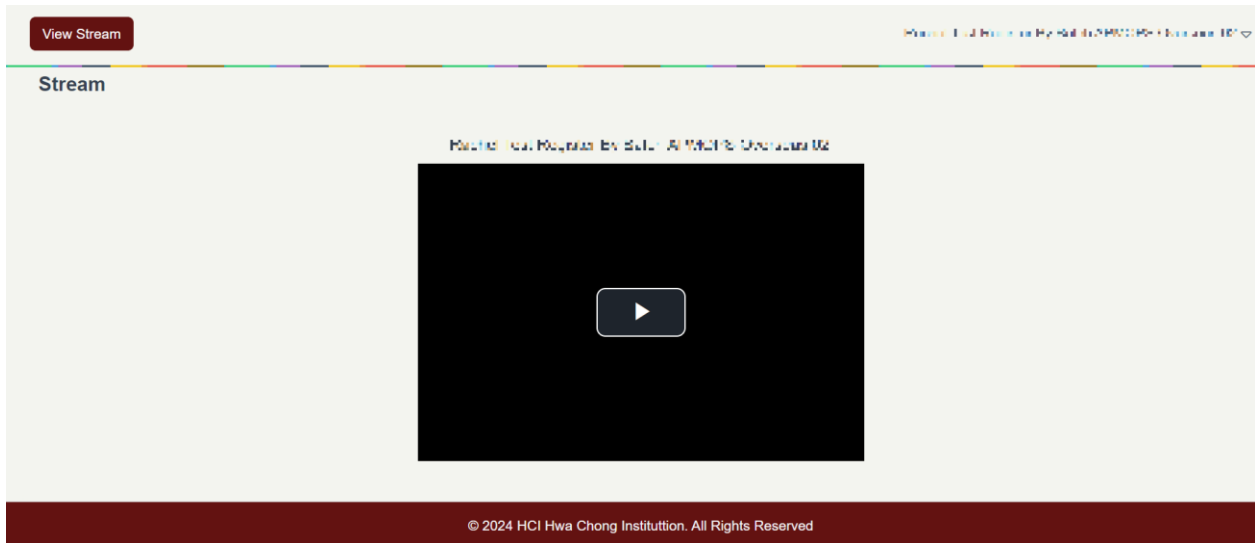

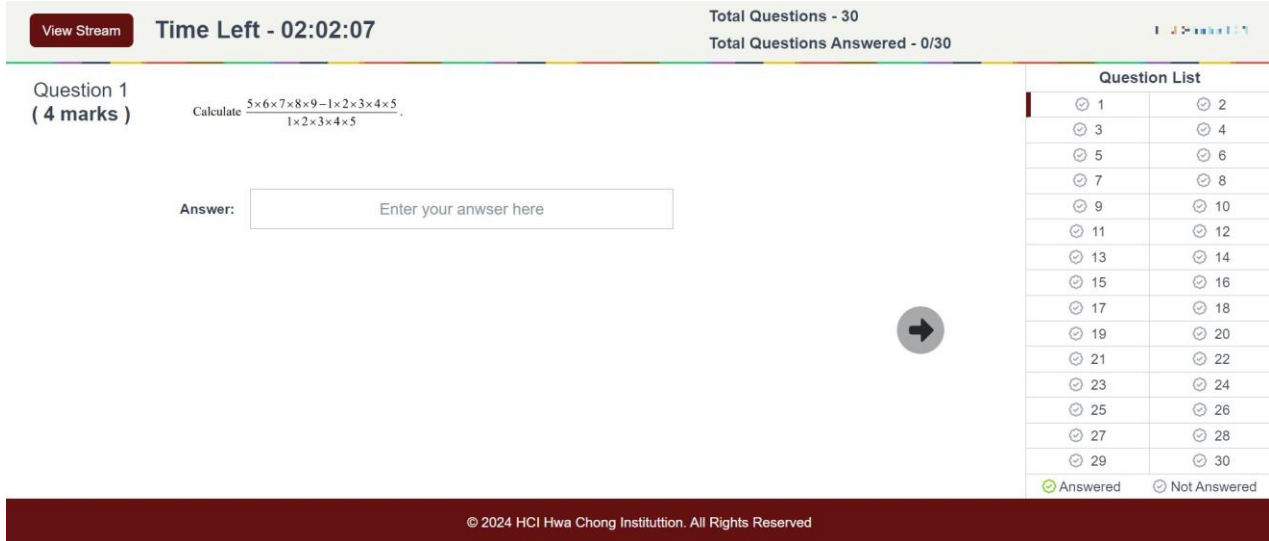


Figure 3: View stream page

3. Start the Quiz


From the “Waiting Room”, click on the “Start Quiz” button (). You will be redirected to the “Competition” page. This means that the competition has started. Good Luck!



The screenshot shows the competition site interface. At the top, there is a header with a "View Stream" button, "Time Left - 02:02:07", "Total Questions - 30", and "Total Questions Answered - 0/30". Below the header, the main content area displays "Question 1 (4 marks)" with a math problem: "Calculate $\frac{5 \times 6 \times 7 \times 8 \times 9 - 1 \times 2 \times 3 \times 4 \times 5}{1 \times 2 \times 3 \times 4 \times 5}$ ". Below the question is an "Answer:" field with the placeholder text "Enter your answer here". To the right of the question is a "Question List" table with 30 rows, each containing a question number and a status icon (a circle with a checkmark). The status icons for questions 1 through 29 are green, indicating they have been answered, while the icon for question 30 is grey, indicating it has not been answered. Below the question list is a legend: "Answered" (green circle with checkmark) and "Not Answered" (grey circle with checkmark). A large grey arrow points to the right, indicating the next question.

© 2024 HCI Hwa Chong Institution. All Rights Reserved

Figure 4: Competition Site

In case you do not see the “Start Quiz” button at competition time, reload  the page and it will become visible.



Got problem: If you got any problem, reload competition website again. You will continue the competition from where you stop.

Figure 5: Error Message

4. End of Quiz

When you have completed all the questions before the time is up, you may click the “**End Quiz**” button at the final question, to end the competition. This button is only available at the final question.

View Stream
Time Left - 02:01:01
Total Questions - 30
Total Questions Answered - 30/30
Test Student

Question 30
(6 marks)

Eight squares below are labelled from 1 to 8. Two of the squares are to be removed so that the remaining 6 squares form the net of a cube. In how many different ways can this be done? Note: A net of a cube is made of 6 squares such that when the net is folded along the grid lines, a cube can be formed.

1	2		
3	4	5	6
		7	8

Answer:

End Quiz

Question List

✔ 1	✔ 2
✔ 3	✔ 4
✔ 5	✔ 6
✔ 7	✔ 8
✔ 9	✔ 10
✔ 11	✔ 12
✔ 13	✔ 14
✔ 15	✔ 16
✔ 17	✔ 18
✔ 19	✔ 20
✔ 21	✔ 22
✔ 23	✔ 24
✔ 25	✔ 26
✔ 27	✔ 28
✔ 29	✔ 30
✔ Answered	○ Not Answered

© 2024 HCI Hwa Chong Institution. All Rights Reserved

Figure 6: Final Question

A pop-up message will appear upon clicking “**End Quiz**” to confirm that you want to end the quiz. Click “**Yes**” in the pop-up message below to confirm that you would like to end the quiz.

The screenshot shows a quiz interface with a dark theme. At the top, there is a 'View Stream' button, a timer showing 'Time Left - 02:00:02', and statistics for 'Total Questions - 30' and 'Total Questions Answered - 30/30'. The user is identified as 'Test Student'. The main content area displays 'Question 30 (6 marks)' with a text-based question about cube nets. A white dialog box is centered on the screen with the text 'Do you want to end the quiz?' and two buttons: 'No' and 'Yes'. Below the question, there is an 'Answer:' field containing the number '30' and a back arrow button. To the right, a 'Question List' table shows 30 questions, with question 30 highlighted. At the bottom right, there is an 'End Quiz' button. The footer contains the copyright notice: '© 2024 HCI Hwa Chong Institution. All Rights Reserved'.

View Stream **Time Left - 02:00:02** Total Questions - 30 Total Questions Answered - 30/30 Test Student

Question 30 (6 marks)

Eight squares below are labelled from 1 to 8. Two of the squares are to be removed so that the remaining 6 squares form the net of a cube. In how many different ways can this be done? Note: A net of a cube is made of 6 squares such that when the net is folded along the grid lines, a cube can be formed.

Do you want to end the quiz?

No Yes

Answer: 30

End Quiz

Question List	
1	2
3	4
5	6
7	8
9	10
11	12
13	14
15	16
17	18
19	20
21	22
23	24
25	26
27	28
29	30
Answered	Not Answered

© 2024 HCI Hwa Chong Institution. All Rights Reserved

Figure 7: Confirm to end the quiz

The competition will end automatically when the time is up. Your work will automatically be saved and submitted to the organizer. You do not need to click the “**End Quiz**” button at the final question in this case.

You will see this message below when:

1. You have successfully ended the competition by yourself, or
2. Time is up and the competition has ended

You may close the tab or log out.

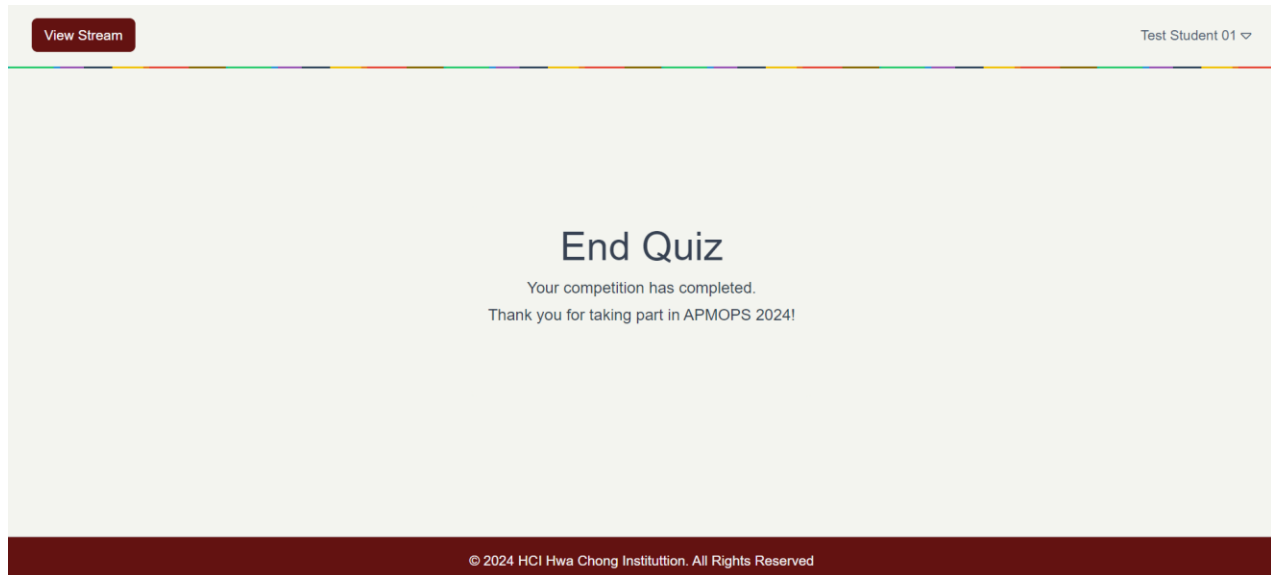


Figure 8: End of quiz message

5. Multi-device login warning

If you switch from one computer to another computer, the system will detect multiple logins, and a warning message will appear. If you click on the “**Confirm**” button, the competition will be loaded on the current computer and you will be logged out of the previous computer. In this case, all answers will be transferred to the new computer. You can close this browser, however, if you prefer to work on the previous computer.

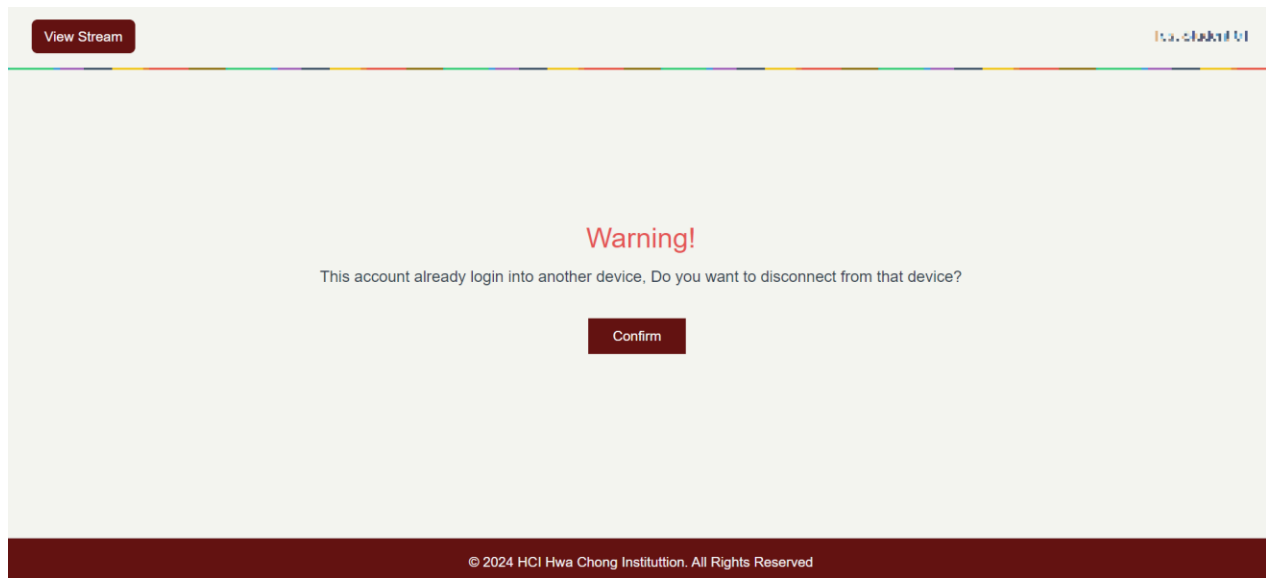


Figure 9: Warning Message when Signing In With Another Computer

Demo: <https://youtu.be/BJv1UWG3tLQ>


6. Troubleshooting

You may encounter the following technical difficulties before or during the competition.

- I. **Internet Connectivity Issues:** Your internet connection may have suffered an interruption or instability.
- II. **Browser or Website Glitches:** Temporary malfunctions or errors may have occurred on the competition website or within your web browser.

Kindly adhere to the troubleshooting instructions provided below:

1. **Reload the Competition Website:**

- Click on the browser's reload button. 
- Wait for a few seconds to see if the page loads correctly.

2. **Check Your Internet Connection:**

- Ensure that your device is connected to the internet.
- If Wi-Fi is used, ensure that the signal strength is good or choose another network.
- Otherwise, switch to a wired connection.

3. **Clear Browser Cache:** Sometimes, old or corrupted data can cause problems with web pages.

- Navigate to your browser settings or preferences.
- Find the option to clear cache or browsing data (the exact name may vary depending on the browser).
- After clearing the cache, reload the competition website.

4. **Try a Different Browser or Device:** If you are still facing issues, consider switching to another browser (e.g., from Chrome to Firefox or vice versa) or device.

5. **Contact Technical Support:** If none of the suggested instructions work, please contact immediately the Organizing Committee. The Organizing Committee will reach out to the competition's technical support team for assistance. The technical support team will provide specific guidance and help resolve the issue.

7. Offline Support

In the event that you have an unstable internet connection, you can continue with the competition. When you click “**End Quiz**” at the final question and the internet is still disconnected, a “Submit Error” message will appear as shown.

Select “**Download Answers**” to download your work as an encrypted Excel file. The Excel file needs to be sent to the APMOPS Organizing Committee in Vietnam immediately via email.

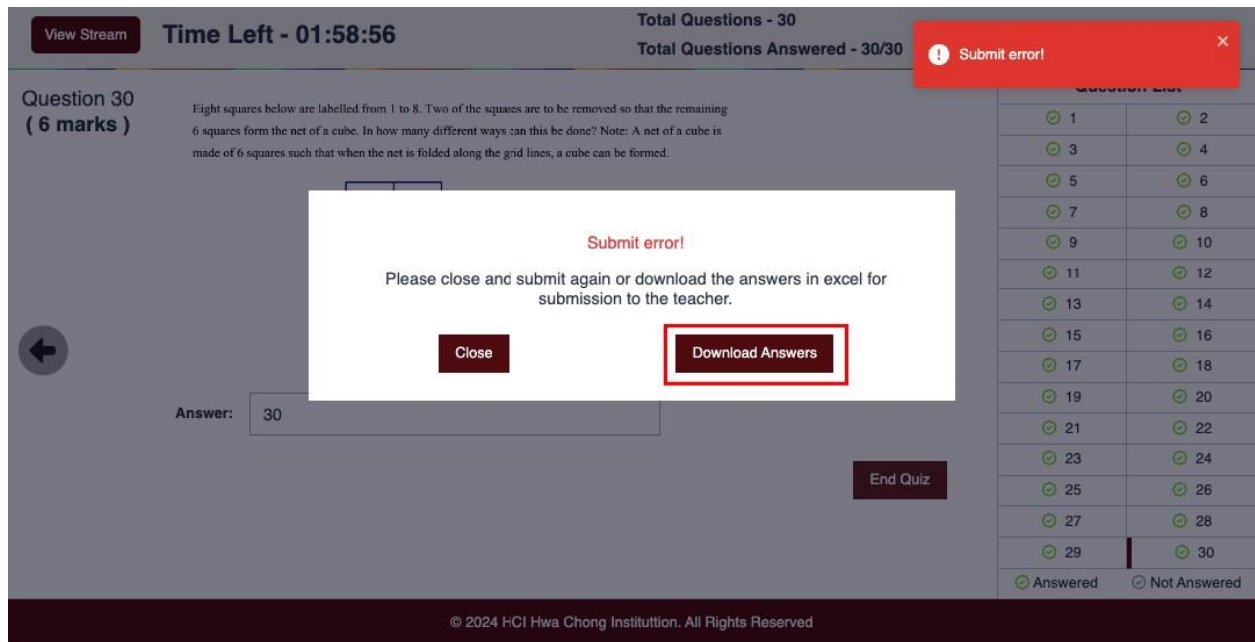
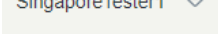


Figure 10: Submit Error Message

Demo: <https://youtu.be/Z-5EgxPmFWo>

8. Profile Page

When you click on the button with your name at the top left corner (e.g. ) , you can see a menu as below:

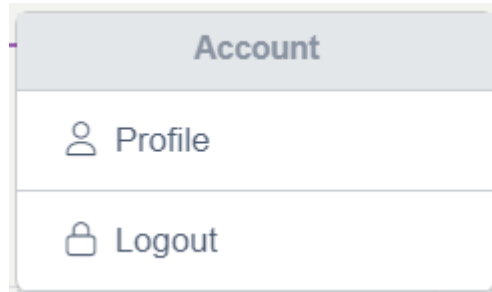


Figure 11: Profile menu

Click on "**Profile**" will bring you to your profile page below.

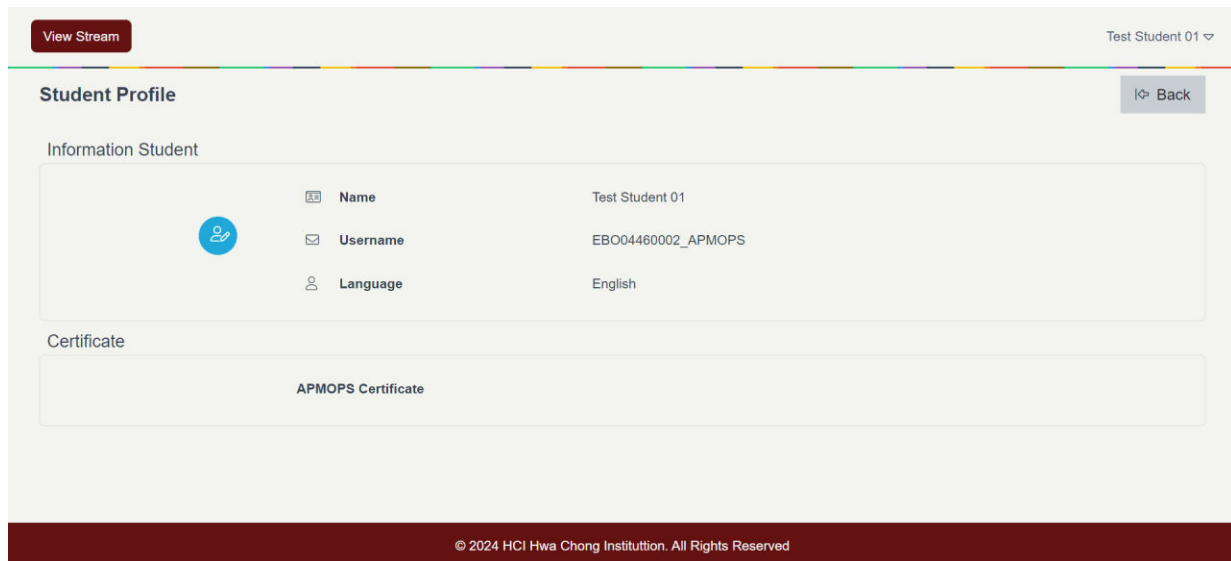



Figure 12: Profile page

You can click  to check your information or change the language. Your certificate will be printed based on the name entered here.

An image of the Profile edit page is shown below.

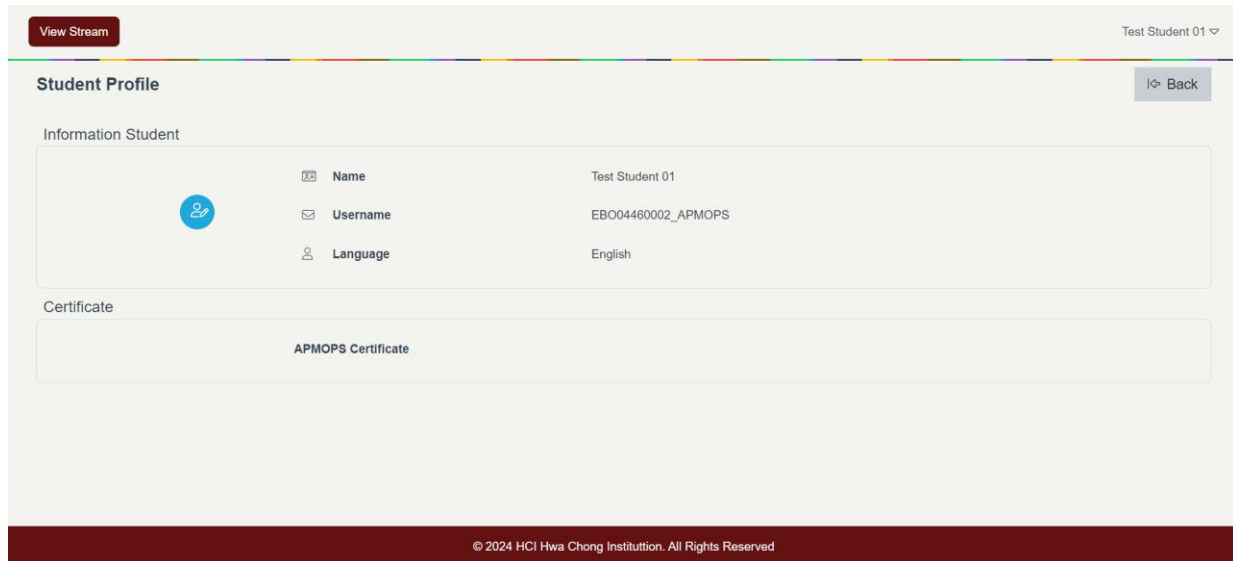


Figure 13: Edit profile page

The three languages supported are

1. English
2. Chinese Traditional
3. Chinese Simplified

When you have updated your preferred language, the website will be translated into that chosen language, including the quiz.

Note: During the competition, the “**Student Profile**” menu will be hidden. You cannot change your profile or see it during the actual competition. So, make sure to check everything before the competition starts and after the competition is over.

9. Hardware and Software Requirements

	Minimum	Recommended
Operating System	Window 7, Mac OS X 10.15, 64-bit Ubuntu 18.04+, Debian 10+, openSUSE 15.2+, or Fedora Linux 32+, Chrome OS	Window 10, macOS 12 or Ubuntu 20
Device	Laptops/Desktops, iPads, or tablets with a minimum screen resolution of 1024 x 768px	Monitor with resolution 1920 x 1080 iPad 4th Gen or later, iPad Pro (all device), iPad Air (all device) Galaxy S4 or later
Browser	Chrome 28, Microsoft Edge 109	Chrome latest version, Microsoft Edge latest version
Internet Connection	Broadband connection with minimum 1 Mbps download speed	Broadband connection with 3 Mbps download speed or higher